

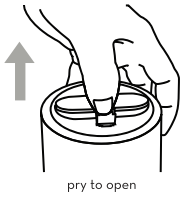
LUMINARA®

BRINGING MORE MAGIC TO EVERY MOMENT™

INDOOR 2D FRAGRANCE CANDLE

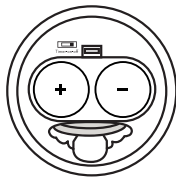
BATTERY INSTALLATION & MAINTENANCE

- Your candle requires two (2) D alkaline batteries (sold separately)
- 500 hours of battery life on two (2) D batteries

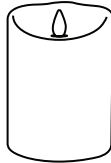


pry to open

1. Remove the battery cover from the bottom of the candle



2. Insert two (2) D batteries



3. Replace the battery cover

OPERATION



Fragrance Pod

- **To turn the candle on**, slide the power switch on the bottom of the candle to the "ON" position
- **To turn the candle off**, slide the power switch on the bottom of the candle to the "OFF" position
- **To set the timer**, slide the power switch on the bottom of the candle to the "TIMER" position

Note: the ON/OFF/TIMER switch controls the flame and the fragrance disbursement. There is no option to control the fragrance disbursement or flame independently. Your Luminara candle does not require a Fragrance Cartridge to be inserted for the flame to operate.

LOW BATTERY INDICATOR

Your Luminara candle will begin flashing/blinking when the batteries are too weak to properly power the candle. Replace the batteries if your candle begins flashing/blinking.

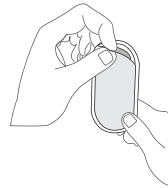
Remove the batteries from your candle once they have run out of power, or if the product has been left unused for an extended period of time.

FRAGRANCE PODS INSTALLATION & MAINTENANCE

Note: Fragrance Pods are sold separately

- Prior to installing the Fragrance Pod into your Luminara Fragrance candle, gently remove the foil
- Insert either end of the Fragrance Pod into the bottom of the candle outlined in this installation section. The Luminara logo must face the outside of the candle
- Push the Fragrance Pod in until the locking mechanism clasps tightly against the ridge of the Fragrance Pod and pod is secure
- To remove the Fragrance Pod, push the clasp on the bottom of the candle to release the inserted Fragrance Pod. The Fragrance Pod will pop out half way and will require you to remove it manually.

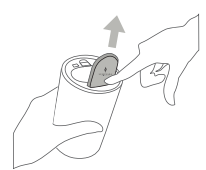
gently remove the foil



push down to insert Fragrance Pod



push to eject Fragrance Pod



TIMER AND REMOTE FUNCTIONS

In "TIMER" mode, the candle will remain "ON" for five (5) hours from the time that you place the candle in "TIMER" mode. After five (5) hours of run time the candle will automatically turn off for nineteen (19) hours. Your Luminara candle will repeat the same cycle daily until the user resets the timer. To reset the timer, turn the candle to the "OFF" position and then to "TIMER" at the desired start time.

Your Luminara candle may be used with a Luminara remote control (Luminara remote may be purchased separately).

Remote Function: Your Luminara candle must be turned to the "ON" position for the Luminara remote to work. If your Luminara remote does not work, please make sure the Luminara candle is in the "ON" position, not the "TIMER" position.

GENERAL CARE

Clean as needed with a soft, dry cloth. If needed, use a damp cloth with a mild household soap. Note that the color may vary from candle to candle, and the color and scent (if included) may fade over time.

GENERAL CARE: FRAGRANCE POD

Once foil has been removed, please discard Fragrance Cartridge after 30 days of use.

Note, There will be some gel remaining in the Fragrance Pod after 30 days has expired.

LUMINARA WORLDWIDE, LLC 90-DAY LIMITED WARRANTY

IMPORTANT INFORMATION ABOUT YOUR RIGHTS AND OBLIGATIONS, AS WELL AS LIMITATIONS AND EXCLUSIONS THAT MAY APPLY TO YOU.

1. WHAT THIS LIMITED WARRANTY COVERS; PERIOD OF COVERAGE

This Limited Warranty applies to the Luminara Flameless Candles (the "Product") manufactured and distributed by Luminara Worldwide, LLC ("LUMINARA"). LUMINARA warrants to the owner of the Product that the Product will be free from defects in materials and workmanship for a period of ninety (90) days from the date of original purchase (the "Warranty Period"). If the Product fails to conform to the Limited Warranty during the Warranty Period, LUMINARA will, at its sole discretion, accept the return of the product and refund the money actually paid by purchaser for the product. If the Product is no longer available, replacement may be made with a similar product of equal or greater value, at LUMINARA's sole discretion. This is your sole and exclusive remedy for breach of this warranty. Any Product that has been replaced under this Limited Warranty will have warranty coverage for the longer of ninety (90) days or the remaining Warranty Period. This Limited Warranty is transferable from the original purchaser to subsequent owners, but the Warranty Period will not be extended in duration or expanded in coverage for any such transfer.

2. WARRANTY CONDITIONS; HOW TO GET SERVICE

If you believe the Product may be defective, you may contact LUMINARA at 1-877-905-8646 or by email at CustomerService@luminara.com. LUMINARA's warranty obligations are conditioned on the owner (a) notifying LUMINARA through the contact information above during the Warranty Period and providing a description of the alleged failure, and (b) complying with LUMINARA's return shipping instructions, and (c) shipping the product, at owner's cost, to LUMINARA for repair or replacement. Unless otherwise specified herein, LUMINARA will bear all costs of return shipping to owner.

HOWEVER, LUMINARA will have no warranty obligations with respect to a returned Product, including but not limited to costs of return shipping to owner, if LUMINARA determines, in its sole discretion after examination of the returned Product, that this Limited Warranty does not apply to the Product for any of the reasons set forth in Section 3 below.

3. WHAT THIS LIMITED WARRANTY DOES NOT COVER

This Limited Warranty does not cover any of the following:

1) Damage to any Product on which the serial number or other identifying markings have been removed or made illegible;

2) Damage caused by any modifications, alterations, tampering, or improper maintenance or repairs to the Product;

3) Damage resulting from handling, storage, installation, or use of the Product which is improper or not in accordance with LUMINARA's instructions.

4) Damage resulting from the addition of accessories not approved by LUMINARA;

5) Damage caused by abuse, misuse, poor maintenance, or failure to maintain the Product, as determined by LUMINARA in its discretion; and

6) Freight damage.

4. DISCLAIMER OF WARRANTIES

EXCEPT AS STATED ABOVE IN THIS LIMITED WARRANTY, AND TO THE MAXIMUM EXTENT PERMITTED BY APPLICABLE LAW, LUMINARA DISCLAIMS ALL EXPRESS, IMPLIED, AND STATUTORY WARRANTIES WITH RESPECT TO THE PRODUCT, INCLUDING THE IMPLIED WARRANTIES OF MERCHANTABILITY AND FITNESS FOR A PARTICULAR PURPOSE. LUMINARA ALSO LIMITS THE DURATION OF ANY IMPLIED WARRANTIES TO THE DURATION OF THIS LIMITED WARRANTY.

5. LIMITATION OF DAMAGES

IN ADDITION TO THE ABOVE WARRANTY DISCLAIMERS, IN NO EVENT WILL LUMINARA BE LIABLE FOR ANY CONSEQUENTIAL, INCIDENTAL, EXEMPLARY, OR SPECIAL DAMAGES, INCLUDING ANY DAMAGES FOR LOST PROFITS, ARISING FROM OR RELATING TO THIS LIMITED WARRANTY OR THE PRODUCT, AND LUMINARA'S TOTAL CUMULATIVE LIABILITY ARISING FROM OR RELATED TO THIS LIMITED WARRANTY OR THE PRODUCT WILL NOT EXCEED THE AMOUNT ACTUALLY PAID FOR THE PRODUCT BY THE ORIGINAL PURCHASER.

6. STATE OR NON-U.S. LAW

Some states and/or non-US jurisdictions do not allow limitations on how long an implied warranty lasts or exclusions/limitations on incidental or consequential damages, so the above limitations may not apply to you. This warranty gives you specific legal rights, and you may also have other rights which vary from state to state or from jurisdiction to jurisdiction. The disclaimers, exclusions, and limitations of liability under this limited warranty will not apply to the extent prohibited by applicable law.

CAUTION

Luminara candles can be made of real wax, plastic, or other material finishes and are flammable. Do not attempt to light any component of your Luminara product. Doing so may result in personal injury or damage to your candle and components and will void the warranty.

Your Luminara candle may be intended for indoor or outdoor.

For Indoor candle made of real wax keep out of direct sunlight, away from heat sources, and out of extreme temperatures or your Luminara candle may fault. Doing so may result in damage to your candle, or its components, and will void the warranty.

Place your candle on a protective base, on a candle stand, or in a lantern to protect furniture from possible debris. Luminara candles are breakable. Dropping can break or damage the candle or its internal components, voiding the warranty. This product contains small parts, which, if removed, can pose a choking hazard.

Keep away from small children.

Insert batteries as displayed on the battery compartment. Failure to insert the batteries correctly may result in damage to your candle or personal injury and will void the warranty.

- Do not mix old and new batteries.
- Replace all batteries of a set at the same time.
- Do not mix Alkaline, Carbon-Zinc, NiMhd, or NiCad batteries.
- Please recycle used batteries or dispose of them as per state and local guidelines.
- Do not dispose of batteries in fire.
- Always purchase the correct size and grade of battery most suitable for the intended use.
- Clean the battery contacts and also those of the device prior to battery installations.
- Ensure the batteries are installed correctly with regard to polarity (+ and -).
- Remove batteries from equipment if it is not to be used for an extended period of time.
- Remove used batteries promptly.

CAUTION: FRAGRANCE POD

WARNING, The fragrance liquid may damage finished wood or plastic surfaces. If spilled, wipe up immediately. Place candle on a protective base, a candle stand or in a lantern to protect furniture.

FCC COMPLIANCE

This device complies with Part 15 of the FCC Rules. Operation is subject to the following two conditions: (1) this device may not cause harmful interference, and (2) this device must accept any interference received, including interference that may cause undesired operation.

Warning: Changes or modifications to this unit not expressly approved by the party responsible for compliance could void the user's authority to operate the equipment.

NOTE: This equipment has been tested and found to comply with the limits for a Class B digital device, pursuant to Part 15 of the FCC Rules. These limits are designed to provide reasonable protection against harmful interference in a residential installation. This equipment generates, uses and can radiate radio frequency energy and, if not installed and used in accordance with the instructions, may cause harmful interference to radio communications. However, there is no guarantee that interference will not occur in a particular installation. If this equipment does cause harmful interference to radio or television reception, which can be determined by turning the equipment off and on, the user is encouraged to try to correct the interference by one or more of the following measures:

- Reorient or relocate the receiving antenna.
- Increase the separation between the equipment and receiver.
- Connect the equipment into an outlet on a circuit different from that to which the receiver is connected.
- Consult the dealer or an experienced radio/ TV technician for help.

MODEL# LU5437

CAN ICES-3(B)/NMB-3(B)

Manufactured and distributed by L&L Candle Co., LLC. Luminara® and other related trademarks are trademarks of L&L Candle Co, LLC, registered or used in many jurisdictions worldwide.
© 2021 Patents: www.Luminara.com/Patents

We hope that you will be delighted with the beauty and functionality of your Luminara® Candle. As with any traditional candle, care is required to maintain your Luminara® Candle so that you can enjoy it for years to come. For optimal performance, please take the time to read the instructions.